



[Home](#) > [Quality Partners](#) > [County Program Profile and Services](#)

# San Bernardino

---

## Child Care Resource & Referral Agencies

### **Pomona Unified School District – Resource & Referral**

Contact your local Child Care Resource and Referral Agency using the website information here to access the child care search tool or call 1-800-KIDS-793 (1-800-543-7793) for more information and support.

---

## County Program Profile: San Bernardino

The QCC County Program Profile provides county data from the Common Data File (CDF) and the Annual Progress Report (APR). For counties that are a part of a consortium, the QCC County Program Profile provides a combined view of the CDF and APR. Both qualitative and quantitative data are presented to provide a local view of early learning and care climate.

---

## QRIS :: Quality Start San Bernardino (QSSB)



San Bernardino's Quality Rating and Improvement System (QRIS) serves programs in San Bernardino County and is administered by First 5. In April 2015, First 5 San Bernardino brought together early learning partners, educators, and champions to enter into a strategic planning process for a local QRIS. To date, 90 sites have received support to

improve quality. Quality Start San Bernardino (QSSB) has five levels and follows the state QRIS Rating Matrix. School-based, center-based, and home-based programs are eligible to apply. In 2017–2018 sites are eligible to receive incentives of up to \$3,000 to participate in QSSB.

---

## County Contact Information

<b>website</b>	<a href="http://www.qualitystartsbcc.org/">http://www.qualitystartsbcc.org/</a>
<b>contact</b>	Ana Garcia
<b>phone</b>	909-387-8527
<b>email</b>	Ana.Garcia@sbcsc.net

---

## Funding Streams

- CDE QRIS Block Grant
  - CDE I/T Block Grant
  - First 5 CA IMPACT
  - First 5 San Bernardino Prop 10 funds
  - CSPP
- 

## Partner Agencies

- SBCSS
  - CCRC
  - California State University San Bernardino
- 

## Process to Outreach/Onboard Programs and Providers

Quality Start San Bernardino (QSSB) utilizes a waiting list, and outreach is conducted at public events. Outreach is specific toward annual target goals.

---

## Quality Improvement Program Support Strategies

Our quality improvement support strategies include coaching, training, communities of practice, program materials, and creating Quality Improvement Plans.

---

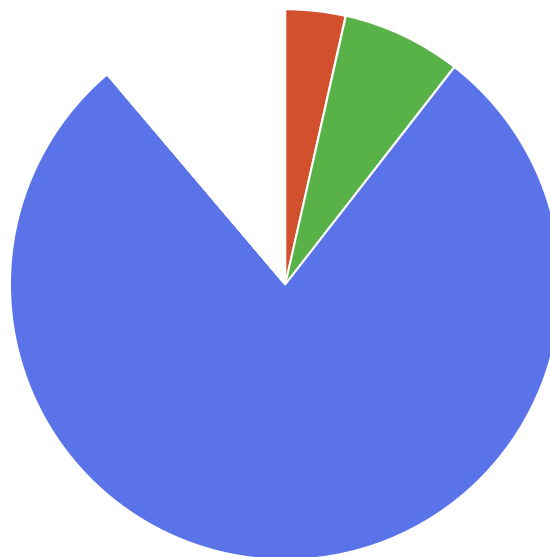
## Local Approach to Offering Financial Incentives and Stipends

The Quality Start San Bernardino (QSSB) approach to offering financial incentives are tiered incentives and achievement awards.

---

## How Children Are Served by QCC

Number of children served by age groups  
Total number of children served = 10,102



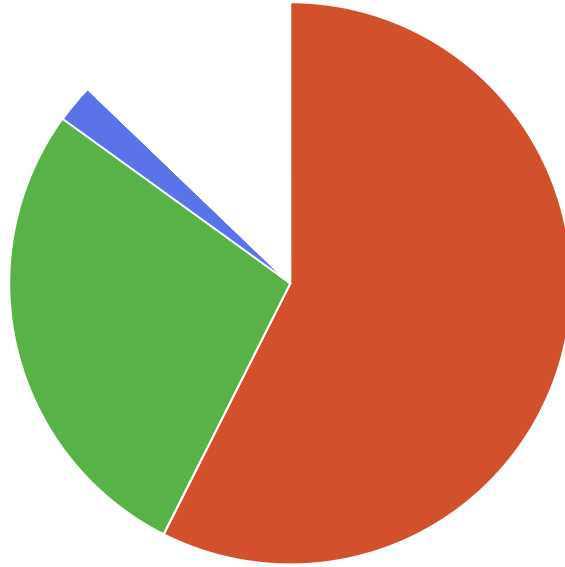
Highcharts.com

---

## QCC Settings

## Early care and education (ECE) providers participating in QCC

A total of 234 early care and education (ECE) providers participated in QCC last year.

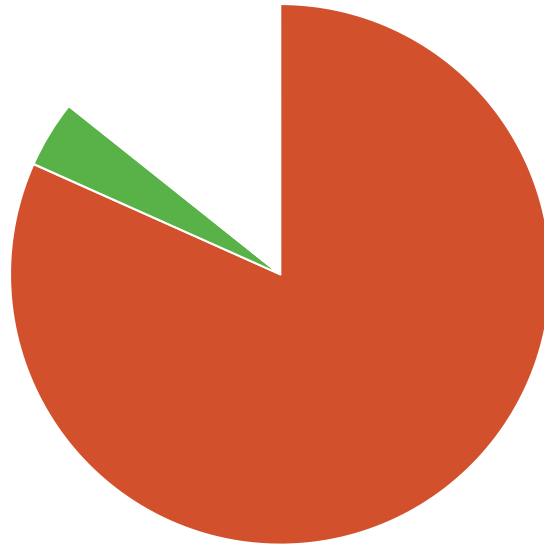


Highcharts.com

---

## Children Served by Setting

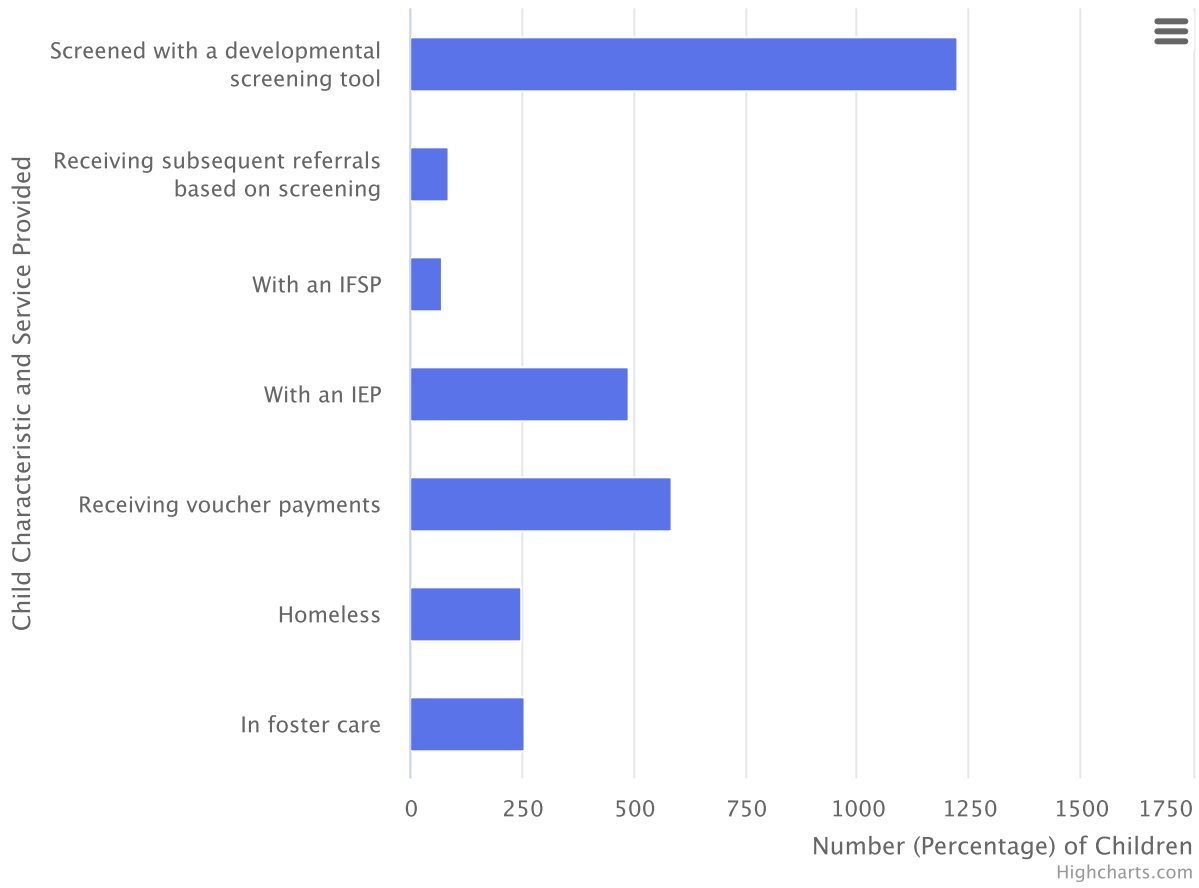
A total of 10,102 children are served by sites participating in QCC.



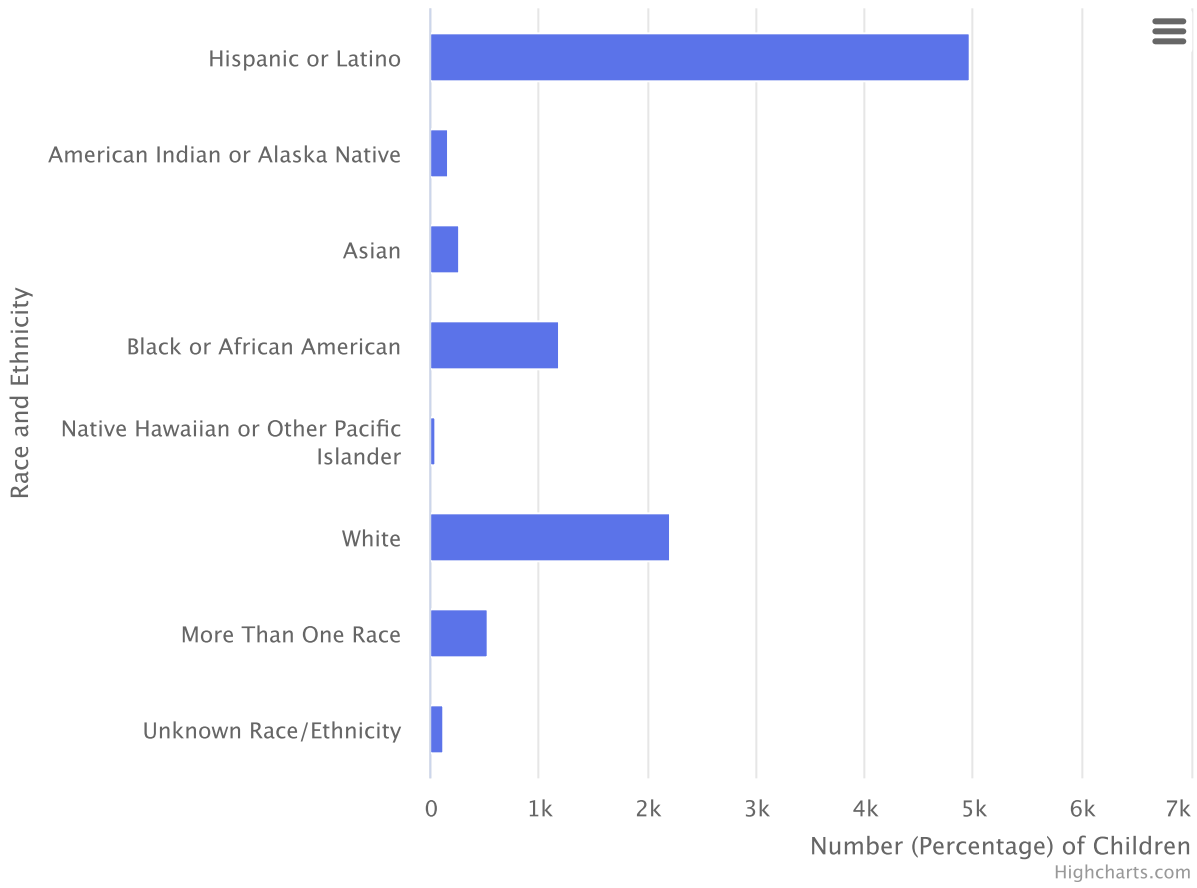
Highcharts.com

---

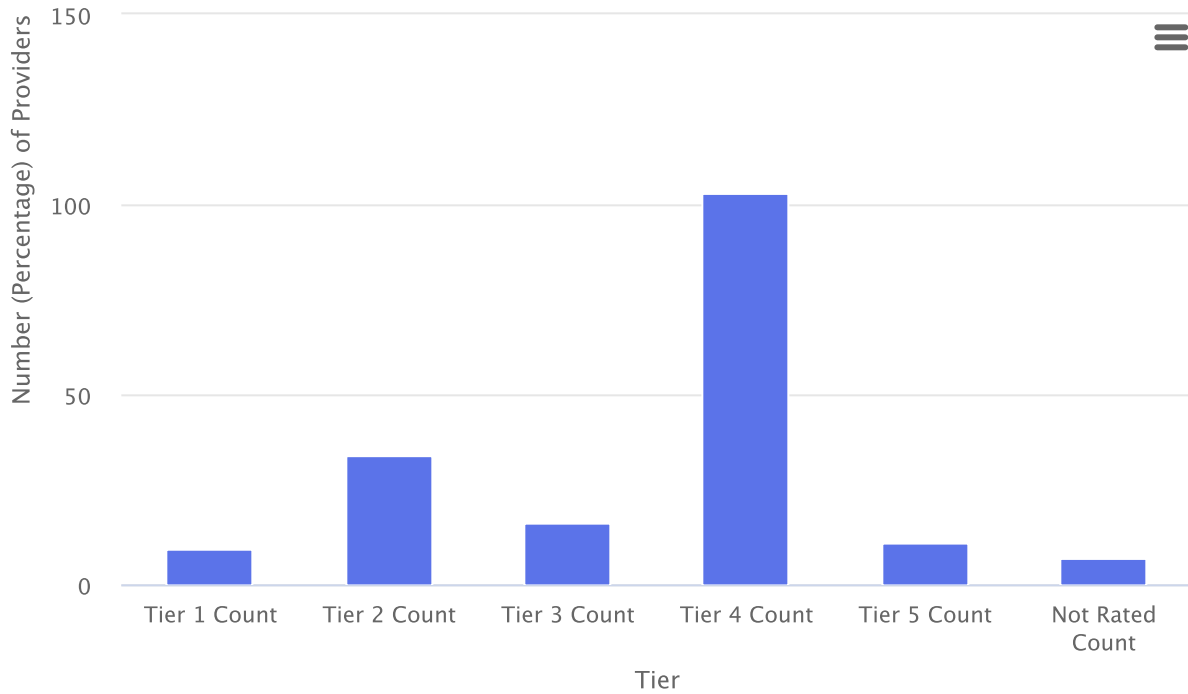
## Overall Child Characteristics and Services Provided



## Children’s Races and Ethnicities



## QCC Tier Rating Distribution

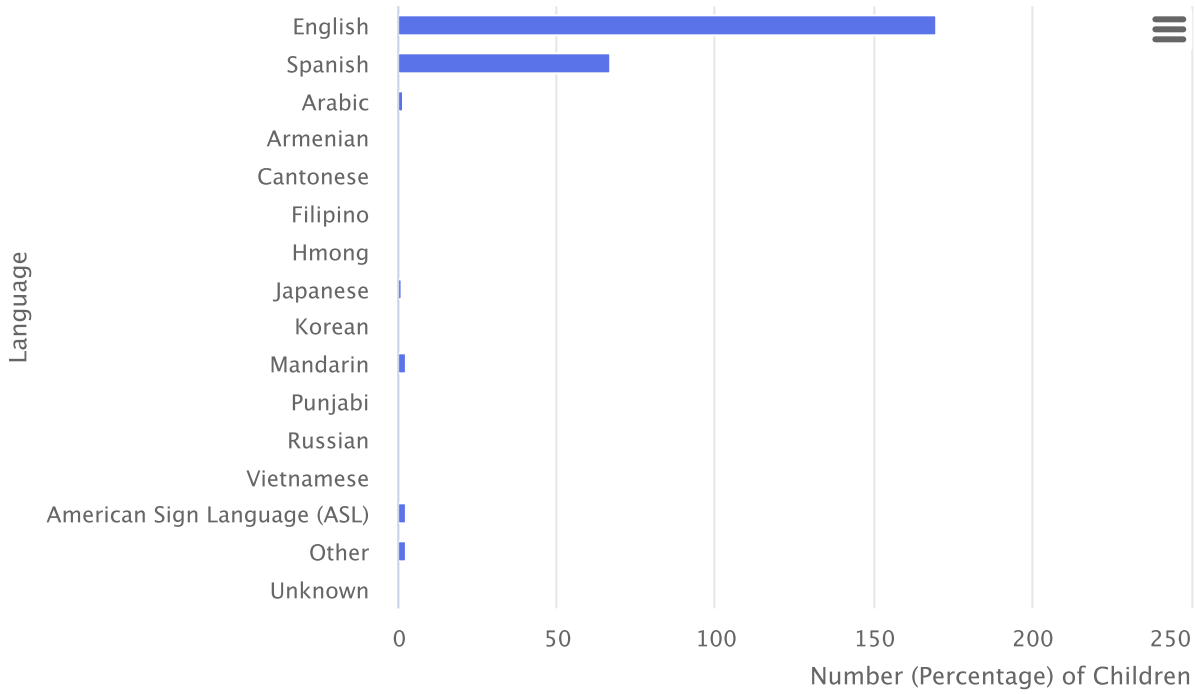


Footnote 1: Providers receive tier ratings based on how well they meet program standards and guidance, which follow three core areas (1) Child Development and School Readiness, (2) Teacher Qualifications and Teacher Interactions, and (3) Program Leadership and Learning Environment. Tier ratings help providers identify areas for improvement and find ways to sustain success.

Highcharts.com

## Language Spoken with Children



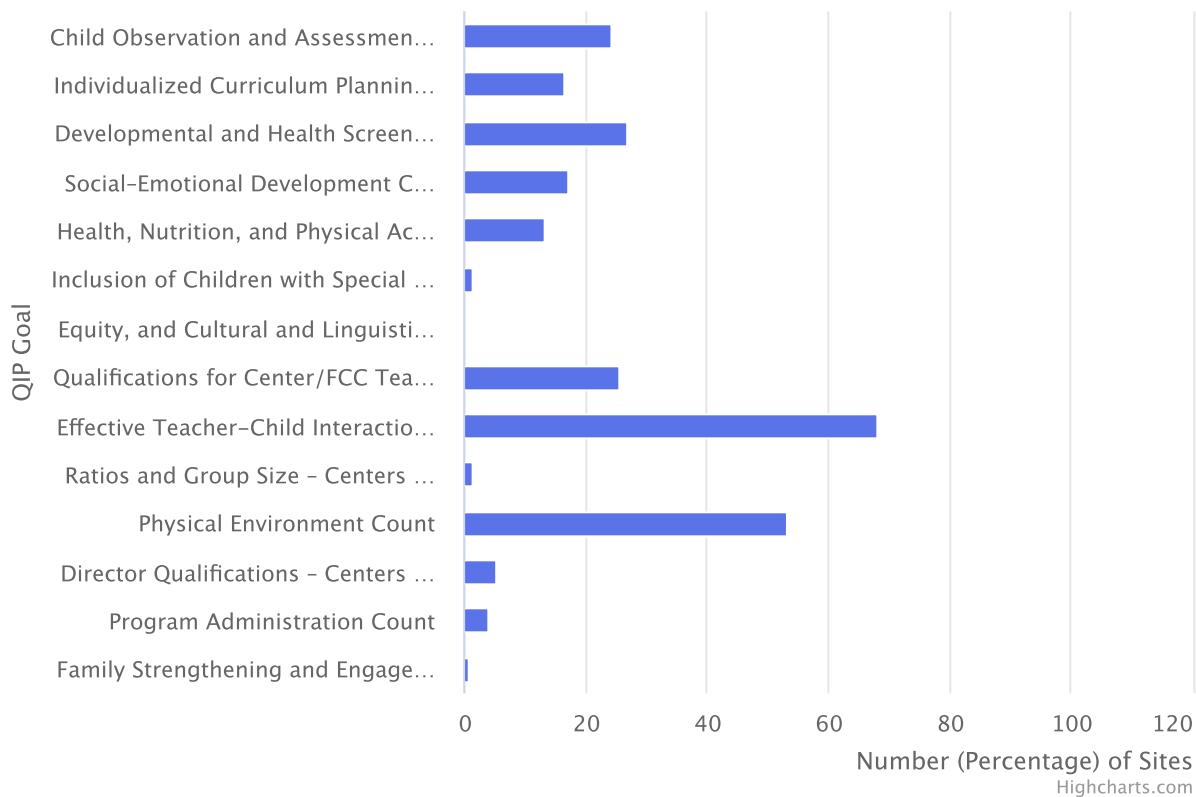


Footnote 1: QCC providers aim to develop and support children's early language skills. Providers at the QCC settings reported using the following languages for instruction with children. Many sites provide instruction in more than one language, thus, the percentages may add up to more than 100%.

Highcharts.com

## Quality Improvement Plan (QIP) Goals

QCC supports quality improvement for early learning and care programs. The table below shows the most common QIP goals for this region.



## Testimonial

*Definitely [QSSB has made a difference] in my program because I got the tools that Head Start and State Preschool have, so I can offer that to my parents so they don't have to look outside for those supports. Which is, it's hard when you have a special needs kid and they're not Head Start, so you know they're not going to get speech therapy, you know they're not going to get those tools that are available at State Preschool and Head Start ... so that's the biggest thing.*

Family Child Care Provider Focus Group Participant

## Success Story

A Family Child Care Provider shared: The coach first visited with this family child care provider in 2017; at this time she had her FCC license less than a year and had attended CIPP classes through CCRC R&R. The QSSB coach explained the rating process, and by June 2017 the provider received a tier rating of 2. The provider was determined to understand the process and work with her coach. In the past two years the provider enrolled to

complete her bachelor's in Child Development, kept up her 21+ hours of professional development, and set up requirements for physicians reports and/or doctor's exams for children ages 5 and under. The provider became an Early Head Start Provider and works to provide a FCCRS-compliant environment. She also attended ASQ trainings to use the tool successfully and learned how to complete DRDPs. The provider completed her main QIP goal and completed over 12 units in Child Development. In 2019, the site was rated for a second time and increased from a tier rating of 2 in 2017 to a tier rating of 4 in 2019.

---

Disclaimer | Copyright © 2021. Facilitated and Funded by First 5 California and California Department of Education, Early Learning and Care Division.